



TAKE YOUR PERFORMANCE RIDING TO THE TRACK

SCHEDULE, RULES & GUIDELINES SUBJECT TO CHANGE WITHOUT NOTICE

Motovid.com All Levels Track Day and Performance Clinic programs are designed to provide the most conducive track environment, with trained staff to optimize time and safety while delivering the highest quality experience for our customer, you, the track day rider. No membership fees.

ALL LEVELS TRACK DAYS

The widely successful four session track day format championed, further refined by Motovid.com since 2004 allows for riders of all skill levels to experience their motorcycle on closed circuit race tracks safely with their peers, testing their limits in a controlled environment provided the oversight from trained control riders, certified instructors and rider coaches. All Levels Track Days maintains 6:1 ratio or better, participants to Control Rider staff with passing rules based on level designed to optimize safety and experience.

PERFORMANCE CLINICS

Similar to All Levels Track Days, Motovid.com offers focused, dedicated instruction with its Performance Clinics in three (3) courses; Sport Riding 101 - Introduction to Track Riding for New Riders, Performance Riding 201- Fundamentals for Intermediate Riders and Advanced Basics 301 - Riding Techniques for Advanced Riders.

Each Motovid.com Performance Clinic course provides classroom sessions on the hour with a focused curriculum, on track exercises designed for a specific level of riding, experience taught and presented by a team of trained instructors with 3:1 ratio, students to assigned coach.

Motovid.com Performance Clinics are designed for riders interested in a focused and structured performance riding education curriculum, low grid density, optimum coach to student ratio, to further develop improved riding fundamentals and safe riding techniques. For more details, date, and availability, go to <http://www.Motovid.com> or contact the office direct (773) 234-4713.


TRACKSIDE SERVICE PROVIDERS

To further compliment and support the track riding experience, Motovid.com has established trackside relationships for Tire Sales and Service, Event Photos, Safety Gear Rentals, Suspension Setup, Tuning Services and Motorcycle Insurance specifically designed for track days. All trackside partners are dedicated to helping Motovid.com participants, improve their performance and experience at all events.

GROUPS ASSIGNED BASED ON SKILL, EXPERIENCE, SPEED

During Event sign-up, Motovid.com attempts to properly assign riders to their session groups based on skill, experience and speed stated. However, in the event the rider's exhibited pace, skill set is not up to speed, on par with other riders in his/her's assigned group the Motovid.com Control Staff can re-assign the rider to a more suitable group at any time during the event for general safety and overall experience.

Session density is further limited on track. In this way, all riders to be grouped with riders of their own capabilities; skills, pace and experience, alongside dedicated staff riders with 6:1 participant to Control Rider ratio or better.



All Levels Track Day format maintains four 15 min. sessions scheduled per hour assigned to the respective run groups; BLUE – GREEN – ORANGE – YELLOW, with approximately 6-7 riding sessions per day.

BLUE GROUP -	Advance Passing Rules -	Pace: BFR : 1:19 or less -- RA : 2:35 or less
GREEN GROUP -	Intermediate1 Passing Rules -	Pace : BFR : 1:24 or less -- RA : 2:45 or less
ORANGE GROUP -	Intermediate2 Passing Rules -	Pace : BFR : 1:29 or less -- RA : 2:59 or less
YELLOW GROUP -	Novice Passing Rules -	Pace : BFR : 1:30 + -- RA : 3:00 +

•**BLUE GROUP – Advance Rules – BFR Pace: 1:19 or less | RA Pace: 2:35 or less**

Seasoned advanced, track day riders licensed racers with 10+ track days. Must participate in pre-session orientation meeting with Lead Control Rider and peers for first session.

•**GREEN GROUP – Intermediate1 Rules – BFR Pace : 1:24 or less | RA Pace: 2:45 or less**

Experienced intermediate track day riders with 5+ track days. Must participate in pre-session orientation meeting with Lead Control Rider and peers for first session.

•**ORANGE GROUP – Intermediate2 Rules – BFR Pace : 1:29 or less | RA Pace: 2:59 or less**

Limited experienced intermediate track day riders with 2+ track days. Must participate in pre-session orientation meeting with Lead Control Rider and peers for first two morning sessions.

•**YELLOW GROUP – Novice Rules – BFR Pace 1:30 + | RA Pace: 3:00 +**

Novice riders with minimal or no track day experience. Must participate in pre-session orientation meeting, classroom discussions with Lead Control Rider and peers for morning sessions.

RULES , REGULATIONS, FLAGS & COMMUNICATIONS

ANY INFRACTION OF THESE RULES SHALL BE GROUNDS FOR IMMEDIATE DISMISSAL FROM THE EVENT WITH NO REFUND AT MGMT DISCRETION, NO EXCEPTIONS.

- 15 MPH PIT/PADDOCK SPEED LIMIT
- PIT VEHICLES MUST HAVE CURRENT CREDENTIAL FROM TRACK
- ALL DOGS MUST REMAIN ON LEASH, SUPERVISED; OWNERS RESPONSIBLE FOR CLEAN UP
- ALL PADDOCK AREA USED BY PARTICIPANTS MUST BE CLEARED OF TIRES, TRASH
- TRACK GATES CLOSE AT 6PM
- ALL PARTICIPANT RIDERS MUST BE 18 YEARS OR OLDER
- ALL PARTICIPANT RIDERS MUST BE DOT LICENSED WITH VALID MOTORCYCLE ENDORSEMENT
- ALL PARTICIPANT RIDERS MUST HOLD REGISTERED ENTRY FOR THE RESPECTIVE DATE
- ALL PARTICIPANT RIDERS MUST SIGN CURRENT WAIVER(S) FOR THE RESPECTIVE DATE
- MANDATORY ATTENDANCE AT IN BOTH RIDERS MEETINGS
- ATTENDANCE IN SESSION GROUP ORIENTATIONS
- ADHERENCE TO BLEND LINE PROCEDURES ENTERING/EXITING HOT TRACK
- NO RACING ALLOWED - PERIOD. PERFORMANCE RIDING EDUCATION IS NON COMPETITIVE!
- NO INDEPENDENT 1-ON-1 COACHING ON TRACK UNLESS OFFERED BY MOTOVID.COM
- ALL BIKES MUST PASS TECHNICAL INSPECTION PRIOR TO ENTERING HOT TRACK
- MUST SHOW REGISTRANT ARM BAND @ PIT OUT TO ENTER THE HOT TRACK
- NO TWO-UP (or more) RIDING ON ANY NON-LICENSED VEHICLE IN PADDOCK
- NO STICKER/ENTRY SHARING BETWEEN PARTICIPANTS
- ALL PARTICIPANT RIDERS MUST RIDE EXCLUSIVELY WITHIN THEIR ASSIGNED GROUP UNLESS MOVED BY MOTOVID.COM CONTROL STAFF WITH NEWLY ASSIGNED STICKER

PASSING RULES

3 CARDINAL PASSING RULES - APPLIES TO ALL GROUPS

1. WHOEVER INITIATES A PASS IS RESPONSIBLE FOR THE SAFE EXECUTION WITHIN RULES
2. ALL PASSES MUST BE EXECUTED > SIX (6) FEET FROM THE RIDER BEING PASSED
3. DO NOT ALTER ANOTHER RIDERS LINE EVER

NOVICE - YELLOW GROUP

- NO PASSING IN ANY CORNER - PASSING ALLOWED ON STRAIGHTS ONLY

INTERMEDIATE2 - ORANGE GROUP

- PASSING ON OUTSIDE OF CORNERS ONLY

INTERMEDIATE1 - GREEN GROUP

- PASSING ON OUTSIDE OF CORNERS ONLY (AM SESSIONS)
- OPEN PASSING (PM SESSIONS)

ADVANCE - BLUE GROUP

FLAGGING COMMUNICATIONS

Safety is paramount at any Motovid.com Event. As such, Motovid.com Corner workers, Mgmt. and Control Staff are trained to utilize the following flags during the operation of the event to communicate with each other and more importantly, participant riders on-track.



GREEN FLAG – HOT TRACK, OPEN TO ASSIGNED SESSIONS



YELLOW FLAG – PROCEED WITH CAUTION, NO PASSING WHILE FLAG IS VISIBLE.
WAVING YELLOW FLAG – PROCEED WITH CAUTION, INCREASED AWARENESS FOR SECTION BEING FLAGGED, NO PASSING




RED FLAG – TRACK SHUT DOWN, SLOW BIKE UNDER CONTROL, RAISE ARM OR LEG TO SIGNAL TO OTHERS, PROCEED DIRECTLY TO HOT PIT FOR FURTHER INSTRUCTIONS OR CONTINUE TO PADDOCK USING **NEAREST EXIT**



BLACK FLAG – RIDER INFRACTION. RIDER SHOULD COMPLETE LAP, PROCEED TO HOT PIT **USING FRONT STRAIGHT EXIT** AND SPEAK WITH CONTROL FOR FURTHER INSTRUCTIONS.




DEBRIS FLAG – YELLOW, RED STRIPE, USED TO COMMUNICATE TRACK CONDITIONS, CHANGES TO RIDERS; EXAMPLE, POINTING FLAG DIRECTLY UP, FOLDING THE FLAG TO MAKE A TRIANGLE SUGGESTS RAIN, WEATHER CONDITION. IF THE DEBRIS FLAG IS “SNAPPED” POINTED AT YOU. GET OFF OF THE RACE LINE AND PROCEED TO THE NEAREST MANNED CORNER WORKER STATION FOR FURTHER INSTRUCTION.



CHECKER FLAG – SESSION IS OVER; RIDERS MUST PROCEED TO NEAREST EXIT UPON COMPLETION OF THE FINAL LAP, SIGNALING TO OTHERS, ABOUT THEIR INTENTION TO EXIT WITH ARM OR LEG.



MEDICAL FLAG – AMBULANCE DISPATCHED DURING SESSION, RED FLAG RULES APPLY; SLOW BIKE UNDER CONTROL, RAISE ARM OR LEG TO SIGNAL TO OTHERS, PROCEED DIRECTLY TO HOT PIT USING **NEAREST EXIT** FOR FURTHER INSTRUCTIONS.



WHITE FLAG – MOTOVID.COM STAFF FLAG

IDENTIFIES LAST LAP OF SESSION

TECH INSPECTION & RIDING GEAR REQUIREMENTS

TECH INSPECTION

ALL MOTORCYCLES MUST PASS THRU TECH INSPECTION PRIOR TO ENTERING THE TRACK

In order to pass your motorcycle thru tech inspection, you must first check-in @ Registration inside the Tower to secure your event wristband and assigned stickers.

ALL BIKES ENTERING THE TRACK MUST CONFORM TO THE FOLLOWING:

- Sturdy controls; handlebars, clip-ons, foot pegs, levers
- Relatively new brake pads
- Tires with NO MORE THAN 30% wear
- Tape mirrors, blinkers, taillights, head light or remove completely
- Safety wire Kickstand or remove. (ties available from Tech Inspection)

*****BLUE GROUP ONLY*****

- ANY antifreeze type coolant must be removed from bike and replaced with distilled water, Water Wetter, or Engine Ice.
- OIL plug safety wired or otherwise sealed.

NOTE: ANY MOTORCYCLE THAT HAS AN INCIDENT MUST GO THRU TECH INSPECTION PRIOR TO RE-ENTERING THE TRACK. IF THE RIDER FALLS, IMPACTING GROUND OR OTHERWISE, HE/SHE MUST MEET WITH MEDICAL FOR CLEARANCE PRIOR TO GOING BACK ON TRACK.

RIDING GEAR REQUIREMENTS | conformance subject to mgmt. discretion

ALL RIDERS MUST HAVE THE FOLLOWING GEAR

- Snell, BSI, DOT, or ECE R22.05 approved with a date of manufacture within the last 7 years.
- Reinforced Leather riding gloves, gauntlet style over the wrist
- Sturdy Boots, over ankle minimum 8 in.
- Leather reinforced FULL Track riding suit for Green & Blue Group
- 2-piece suit with 270-degree or better zipper connecting pants to jacket is acceptable for Yellow & Orange Group. 2-piece suit with airbag is acceptable for Green Group.
- Leather reinforced suit material required for Orange Group, NO SYNTHETIC materials.
- NO DENIM JEANS, DOUBLE OR OTHERWISE – NO EXCEPTIONS
- NO MESH, SUMMER RIDING GEAR IS NOT ACCEPTABLE
- KNEE & TOE SLIDERS THAT EMIT SPARKS ARE STRICTLY PROHIBITED

In the event you arrive to your event without **REQUIRED** safety gear, Motovid.com has trackside partners to offer riding gear available for rent. From boots, gloves to full riding suits. Riders can secure rental riding gear equipment during sign up, limited sizes, and availability.



REGISTRATION FORM

REQUIRED IF REGISTRATION IS NOT COMPLETED ONLINE

Electronic Submission to: info@motovid.com or mail to: PO BOX 926 Delavan, WI 53115

RE: ALMTD – RC REGISTRATION EVENT DATE _____

First name: _____ Last name: _____ DOB: _____

Address: _____ City: _____

State: _____ Zip: _____ Email: _____

Phone: (____) _____ Dealer/CR Code: _____

PAYMENT INFORMATION - We accept Visa, MasterCard, Discover

Credit Card Type : Visa MasterCard Discover

Name on Card: _____ Card Number: _____

3-digit CSC Number: _____ Expiration Date : ____ / ____

PLEASE ANSWER THE FOLLOWING QUESTIONS, (CIRCLE) OR CHECK THE APPROPRIATE SELECTION

Have you ever attended a Track day ? Yes No
If yes, number of Track days attended? ____ 1 - 2 ____ 3 - 6 ____ 7 - 11 ____ 12+

Have you ever attended a motorcycle school? Yes No
If Yes, date, location, name of school: _____

Do you have a current race license? Yes No
If Yes, license number, status / organization: _____

Have you ever ridden Blackhawk Farms Raceway? Yes No
If yes, what are your average lap times? ____ 1:30 or greater ____ 1:29-1:25 ____ 1:24-1:20 ____ 1:19 or less

Have you ever ridden Road America? Yes No
If yes, what are your average lap times? ____ 3:00 or greater ____ 2:59-2:45 ____ 2:44-2:35 ____ 2:34 or less

Number of Years riding? __ 1-5 yrs __ 6-10 yrs __ 11+ yr

Desired Group: Blue Advance - Green Intermediate - Orange Intermediate - Yellow Novice



RIDER AGREEMENT

EVENT DATE: _____

RIDER MUST SIGN INDEMNITY & LIABILITY WAIVERS FOR THE EVENT AT FACILITIES GATE

I _____ hereby agree to abide by all rules and regulations outlined in the rider packet during my participation in the Motovid.com sanctioned event explicitly outlined and including, but not limited to additional rules expressed, stated in the Riders Meetings and Orientations.

I understand ANY infraction of said rules could result in expulsion from the event at ANYTIME at Motovid.com Event Management's sole discretion with no refund. I confirm I am at least 18 years of age with a valid driver's license, including motorcycle DOT endorsement.

In the event of an incident that requires transport, I recognize I am fully responsible and agree to pay any/all medical transport fees from the facilities.

I certify that the above representations, answers to Group criteria questions are true to the best of my knowledge and used for the purpose of conforming to the Rider Participation criteria for further group assignment.

PRINT NAME: _____

SIGNATURE: _____

DATE: _____

Emergency contact: _____

Emergency contact phone: _____

IMPORTANT: BRING ORIGINAL DOCUMENT TO REGISTRATION COMPLETED TO EXPEDITE YOUR REGISTRATION. ONE REGISTRATION PER RIDER, ENTRIES NON-TRANSFERABLE DAY OF EVENT. ONE STICKER FOR ONE MOTORCYCLE PER PARTICIPANT. RIDERS REQUESTING MULTIPLE MOTORCYCLES FOR A SINGLE EVENT MUST SWAP STICKERS AT TECH INSPECTION ONCE CONFIRMED BY MGMT.

DAY OF EVENT SCHEDULE

AND SO IT BEGINS.....

The All Levels Motorcycle Track Day begins bright and early, with registration and tech inspection. Announcements are made periodically from this moment to help riders along. All registered participants must first check in with Motovid.com Registration located inside the paddock upon arrival to complete sign-in and receive their assigned sticker.

From here, all riders gear and motorcycles must pass thru Tech Inspection, in conformance to Rules outlined in the Rider Packet for the respective groups.

Please note: the first MANDATORY Rider Meeting is scheduled prior to releasing first bikes on track.

Daily itineraries subject to change.

Typical Itinerary for events at Blackhawk Farms Raceway - 30 Min. Lunch Break

- 6:00 am Track / gates open
- 7:00 am Registration / Tech Inspection open
- 8:25 am Mandatory Riders Meeting – base of Tower
- 9:00 am Hot Track – first half
- 12:00 pm LUNCH
- 12:30 pm Hot Track – second half
- 4:30 pm END OF DAY!
- 6:00 pm Track / Gates closed
- DRIVE SAFE!

Typical Itinerary for events at Road America - 1 HOUR Lunch Break

- 5:00 am Track / gates open
- 6:00 am Registration / Tech Inspection open
- 7:15 am Mandatory Riders Meeting – Winners Circle
- 8:30 am Hot Track – first half
- 11:30 pm LUNCH
- 12:30 pm Hot Track – second half
- 5:00 pm END OF DAY!
- 6:00 pm Track / Gates closed
- DRIVE SAFE!